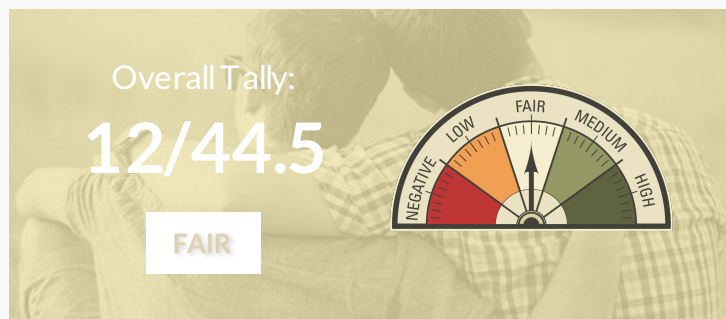
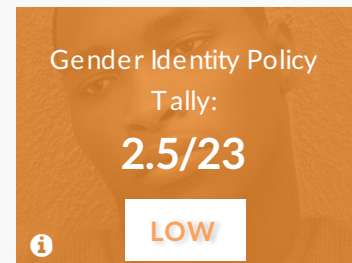



# IOWA'S EQUALITY PROFILE

## Quick Facts About Iowa

|  |   |   |   |  |
|--|---|---|---|--|
| Percent of Adults (18+) Who are LGBTQ<br><b>3.6%</b><br>Gallup/Williams 2019 | Total LGBTQ Population (13+)<br><b>106,000</b><br>Williams 2020 | Percent of Workforce That is LGBTQ<br><b>4%</b><br>Census 2018; Williams 2020 | Total LGBTQ Workers<br><b>59,000</b><br>Williams 2020 | Percent of LGBTQ Adults (25+) Raising Children<br><b>27%</b><br>Gallup/Williams 2019 |
|--|---|---|---|--|

## Iowa's LGBTQ Policy Tally



MAP's "LGBTQ Policy Tally" examines each state's LGBTQ policy climate, as measured by over 35 pro- or anti-LGBTQ laws and policies. These laws are grouped into seven major categories: relationship and parental recognition; non-discrimination; religious exemptions; LGBTQ youth; healthcare; criminal justice; and the ability for transgender people to correct name and gender markers on identity documents. See the state's full profile for more detailed information.

Scores as of 05/17/2024. For full state profile, visit: [https://www.lgbtmap.org/equality\\_maps/profile\\_state/IA](https://www.lgbtmap.org/equality_maps/profile_state/IA)

**Recommended citation:** Movement Advancement Project. 2024. "State Equality Profile: Iowa."  
[https://www.lgbtmap.org/equality\\_maps/profile\\_state/IA](https://www.lgbtmap.org/equality_maps/profile_state/IA). Accessed May 17, 2024.