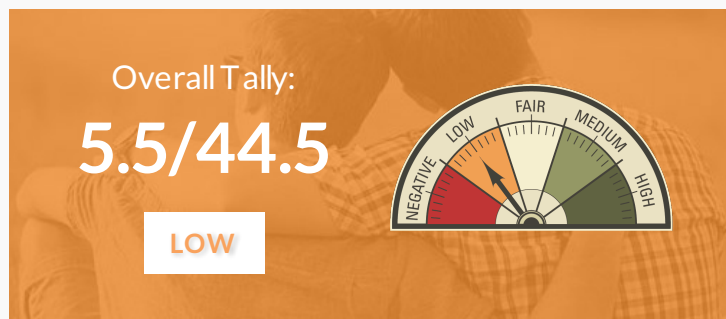

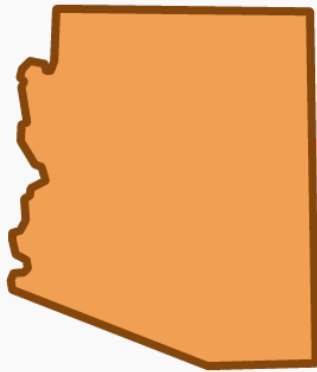


ARIZONA'S EQUALITY PROFILE

Quick Facts About Arizona

Percent of Adults (18+) Who are LGBTQ 4.5% <i>Gallup/Williams 2019</i>	Total LGBTQ Population (13+) 286,000 <i>Williams 2020</i>	Percent of Workforce That is LGBTQ 5% <i>Census 2018; Williams 2020</i>	Total LGBTQ Workers 179,000 <i>Williams 2020</i>	Percent of LGBTQ Adults (25+) Raising Children 25% <i>Gallup/Williams 2019</i>
---	--	--	---	---

Arizona's LGBTQ Policy Tally



MAP's "LGBTQ Policy Tally" examines each state's LGBTQ policy climate, as measured by over 35 pro- or anti-LGBTQ laws and policies. These laws are grouped into seven major categories: relationship and parental recognition; non-discrimination; religious exemptions; LGBTQ youth; healthcare; criminal justice; and the ability for transgender people to correct name and gender markers on identity documents. See the state's full profile for more detailed information.

Scores as of 05/17/2024. For full state profile, visit: https://www.lgbtmap.org/equality_maps/profile_state/AZ

Recommended citation: Movement Advancement Project. 2024. "State Equality Profile: Arizona."
https://www.lgbtmap.org/equality_maps/profile_state/AZ. Accessed May 17, 2024.